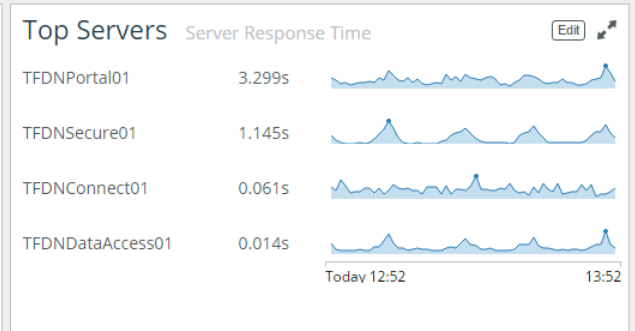
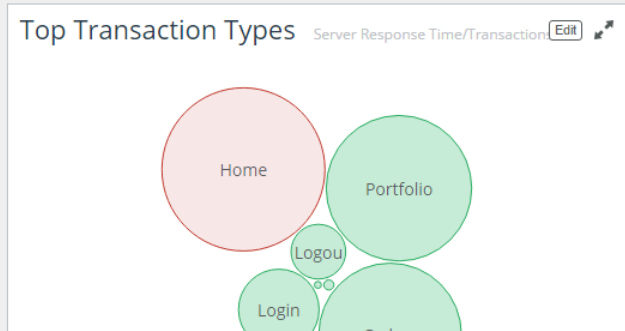
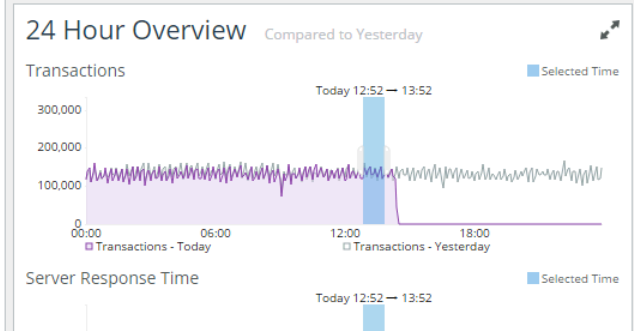
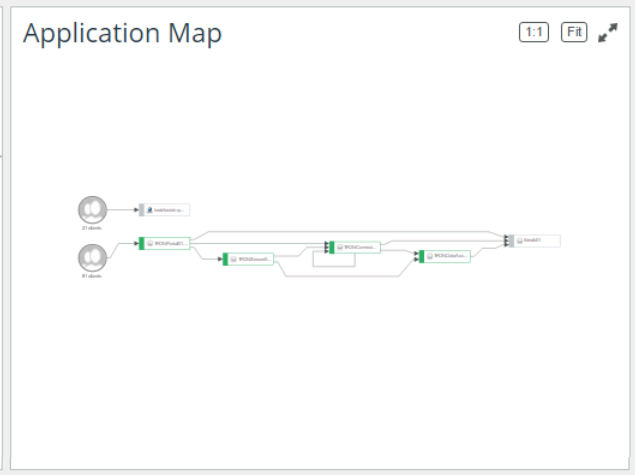
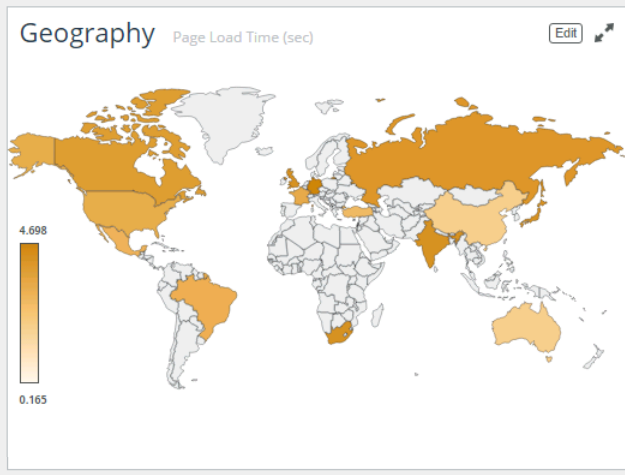
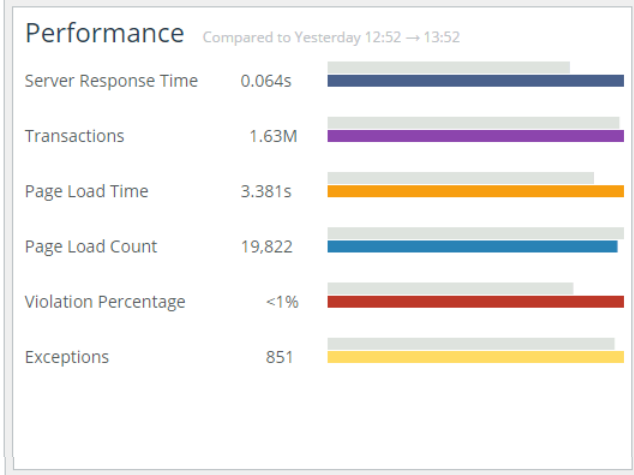
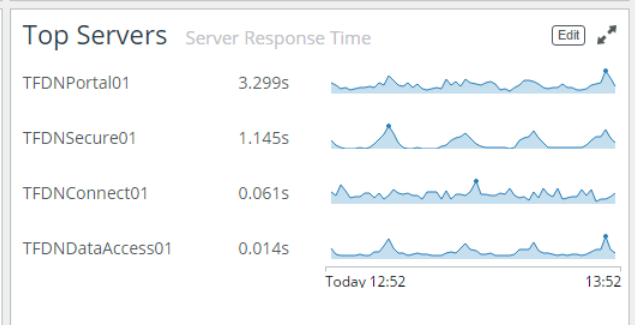
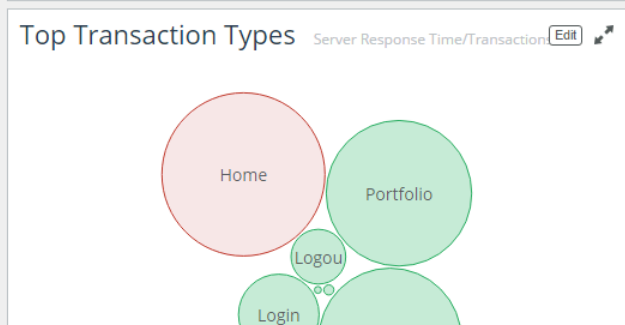
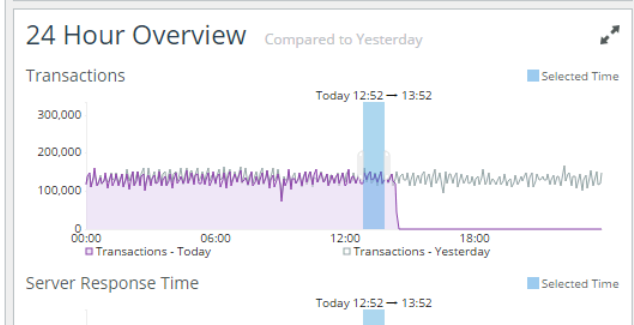
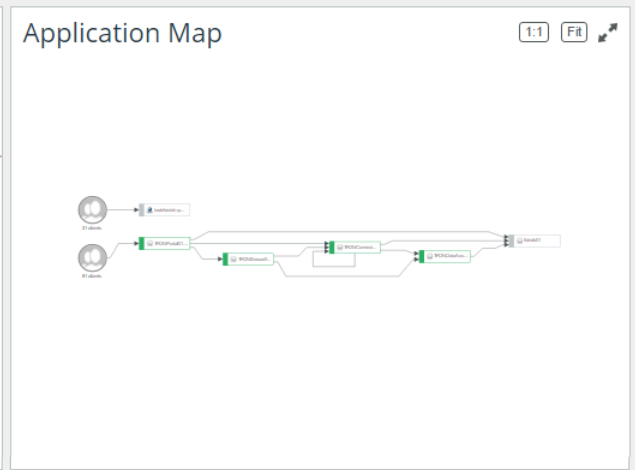
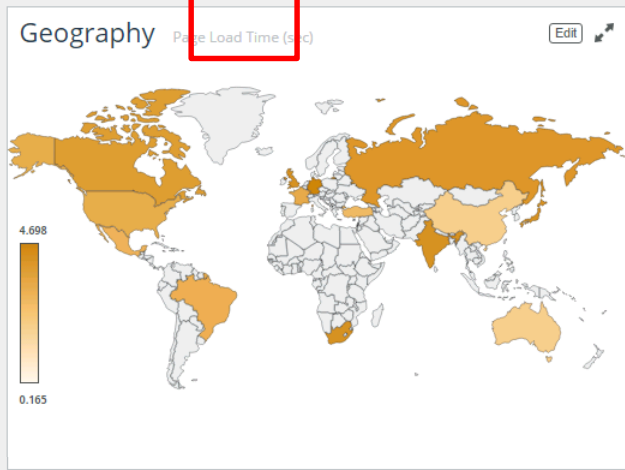
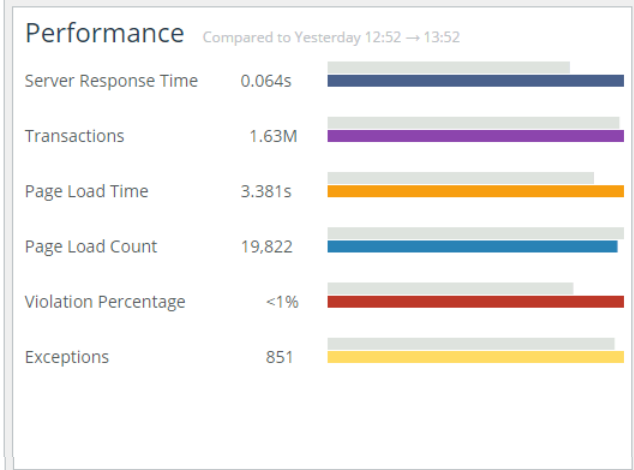


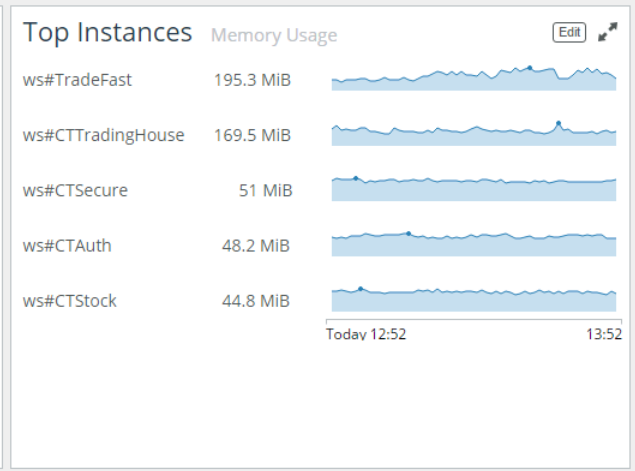
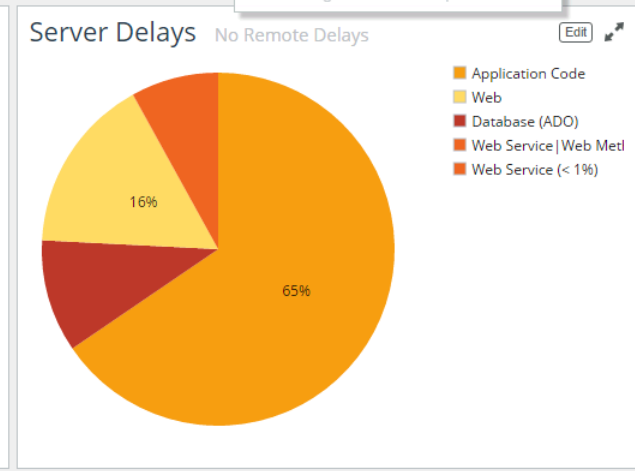
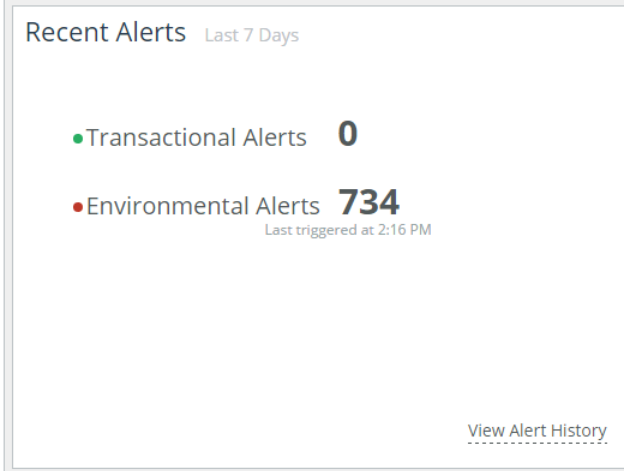
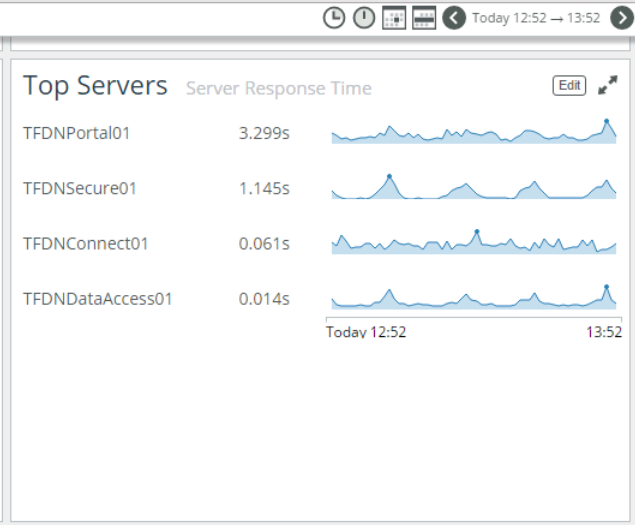
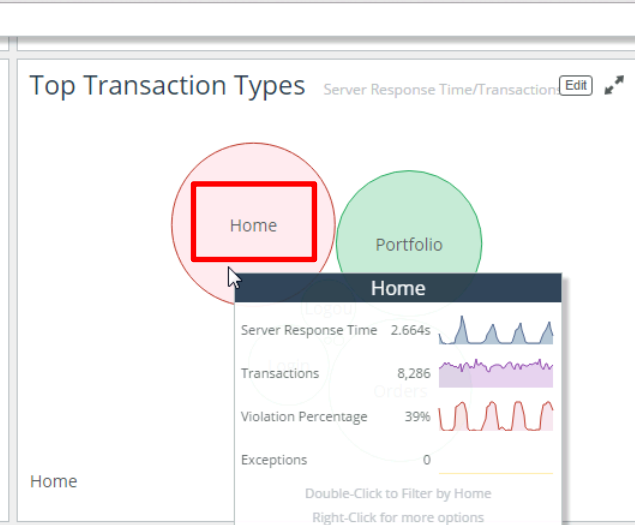
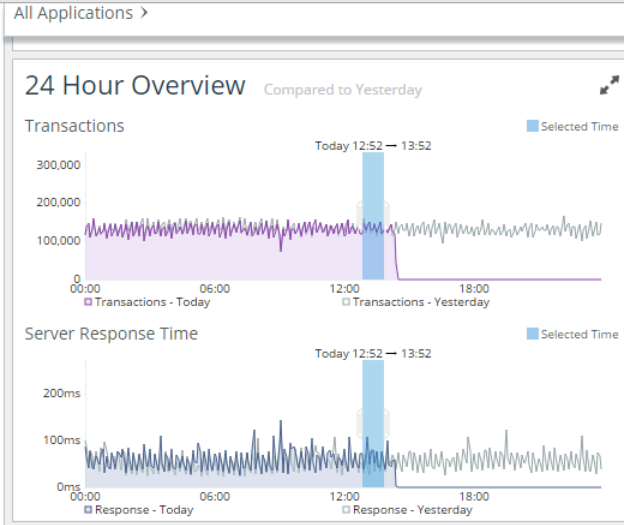
SteelCentral AppInternals

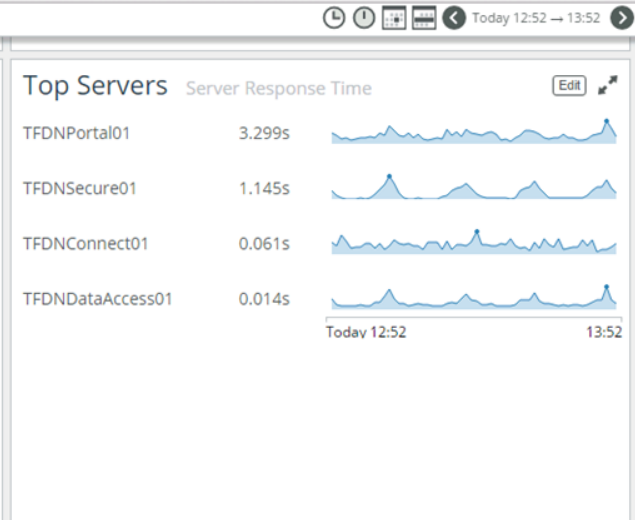
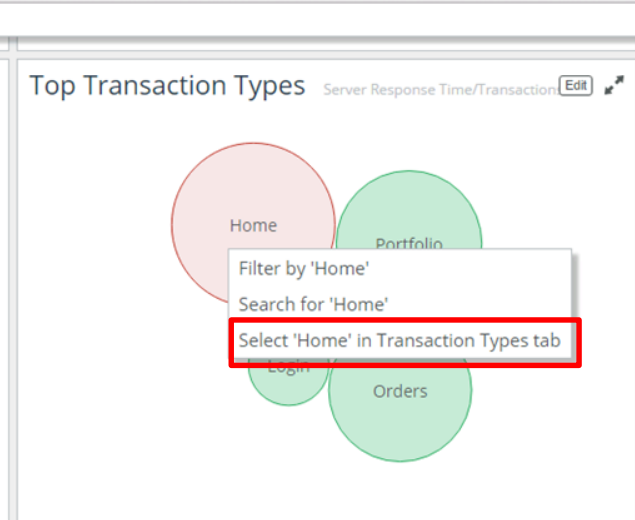
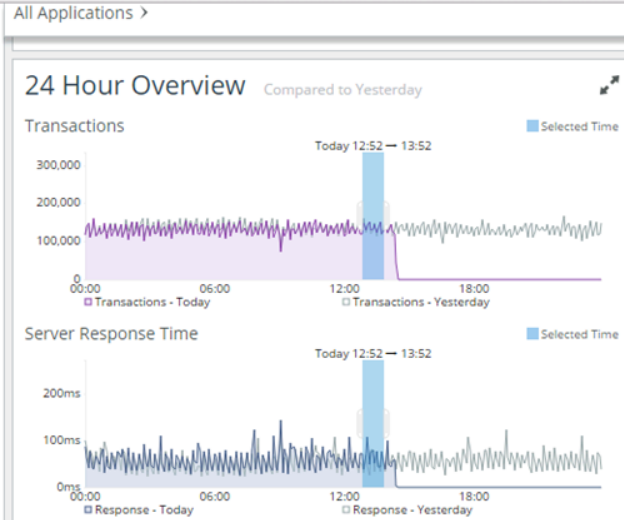
Quick Demo Deck (QDD)









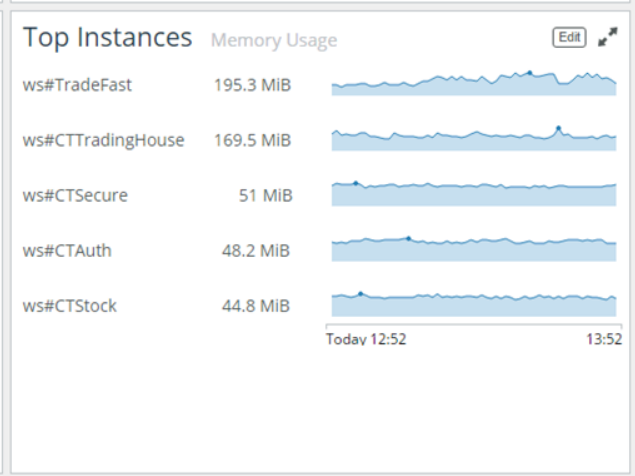
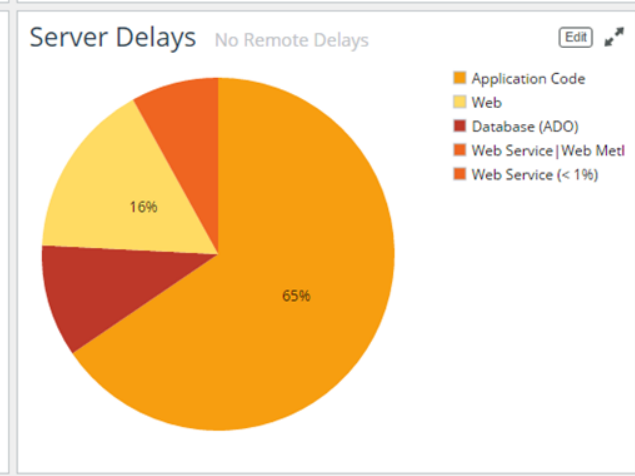


Recent Alerts

Last 7 Days

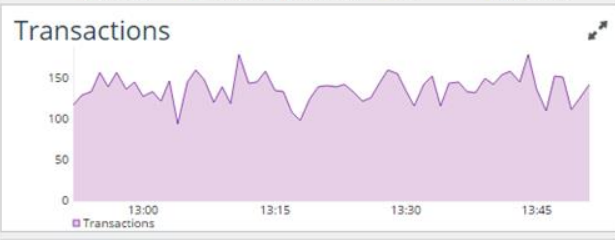
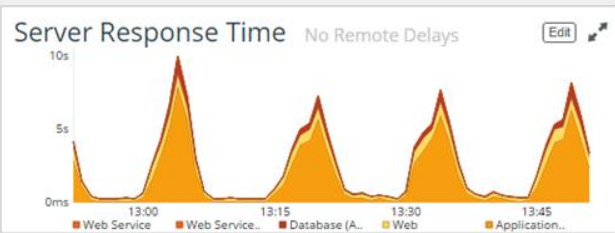
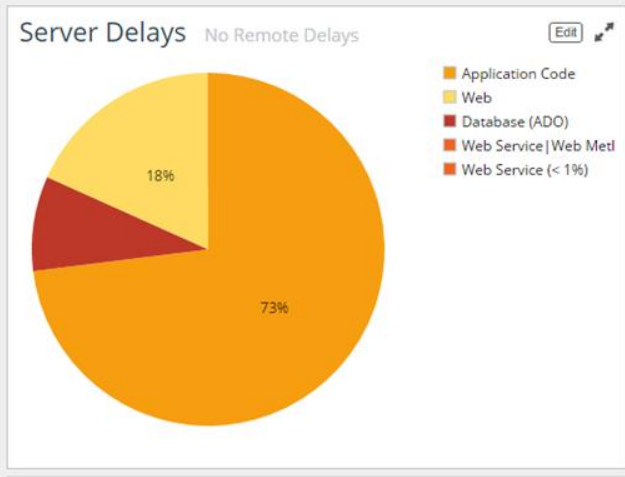
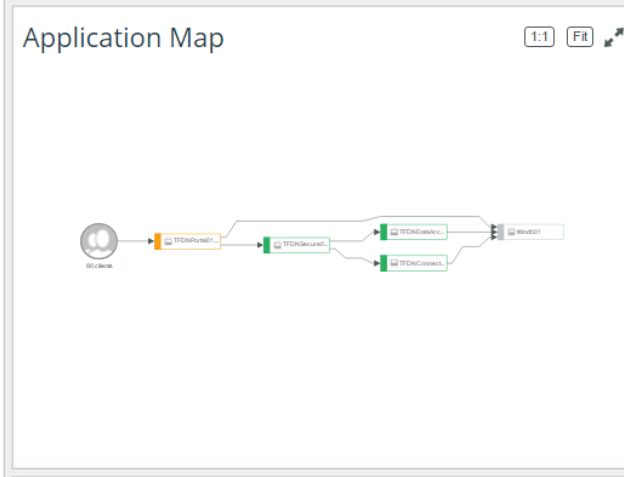
- Transactional Alerts **0**
- Environmental Alerts **734**
Last triggered at 2:16 PM

[View Alert History](#)



Overview Application Map Transaction Types Servers Instances Geography Search

Transaction type	Server Response Time	Transactions	Page Load Time	Page Load Count	Violation Percentage	Exceptions
All 8 transaction types	0.064s	1,626,502	3.381s	19,822	0.34%	851
(No Transaction Type)	0.003s	1,602,268	0.000s	0	0.00%	0
Home	2.664s	8,286	2.907s	8,252	39.14%	0
Portfolio	11.088s	6,595	11.870s	3,252	31.16%	846
Orders	0.441s	6,346	0.572s	6,346	3.81%	0
Login	0.017s	2,027	0.664s	1,002	0.00%	0
Logout	0.002s	933	0.121s	928	0.00%	0
Stock Trade	0.371s	32	0.508s	32	3.13%	0
Analysis	0.368s	15	0.647s	10	0.00%	5



transactiontype='Home'

Analysis Search

Add Criteria Show the top 10000 Slowest End-to-End Transactions For context (optional) Apply Global Filters

Refine Results

- User**
- 30s chuck.lebatt (165)
 - 34s mary.ellis (148)
 - 33s janet.griffin (147)
 - 19s sam.anostegui (146)
 - 34s sanju.sujanani (143)
 - 34s sarah.connor (141)
 - show more...

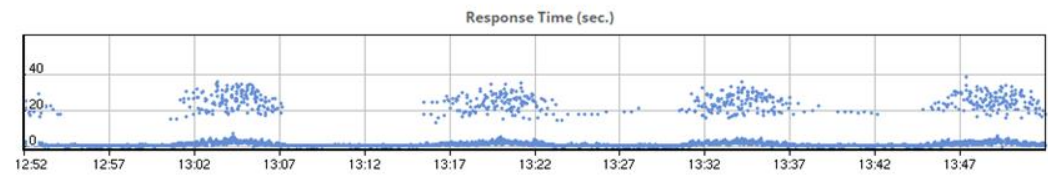
- User IP**
- 30s 10.173.177.148 (165)
 - 34s 10.173.177.122 (148)
 - 33s 10.173.177.132 (147)
 - 34s 10.173.177.118 (143)
 - 34s 10.173.177.164 (141)
 - 36s 10.173.177.134 (139)
 - show more...

- URL Path**
- 38s /TradeFast/Ho... (8286)

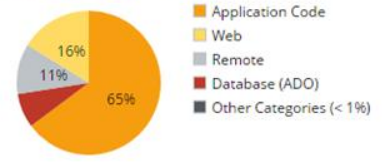
- Transaction Type**
- 38s Home (8286)

- Server**
- 38s TFDNPortal01... (8286)

8,286 Matching Transactions



Summary of Server Delays



Search Results

Matching Transactions

Response Time	Completion Time	Transaction Type	Server	Page Tag 1	Instance	Exceptions	URL Path	Server Delays	Page Load Delays	User
38.402	13:47:20	Home	TFDNPortal01.rpm.riverbedlab.net		ws#TradeFast		/TradeFast/Home.aspx			scott.montgomery
36.07	13:03:20	Home	TFDNPortal01.rpm.riverbedlab.net		ws#TradeFast		/TradeFast/Home.aspx			pratod.sadana
35.811	13:34:10	Home	TFDNPortal01.rpm.riverbedlab.net		ws#TradeFast		/TradeFast/Home.aspx			joe.mcelroy
35.567	13:21:12	Home	TFDNPortal01.rpm.riverbedlab.net		ws#TradeFast		/TradeFast/Home.aspx			hideki.watanabe
34.914	13:04:28	Home	TFDNPortal01.rpm.riverbedlab.net		ws#TradeFast		/TradeFast/Home.aspx			joe.mcelroy
34.886	13:04:46	Home	TFDNPortal01.rpm.riverbedlab.net		ws#TradeFast		/TradeFast/Home.aspx			brian.taylor
34.745	13:03:18	Home	TFDNPortal01.rpm.riverbedlab.net		ws#TradeFast		/TradeFast/Home.aspx			colin.lloyd
34.671	13:05:16	Home	TFDNPortal01.rpm.riverbedlab.net		ws#TradeFast		/TradeFast/Home.aspx			hideki.watanabe

URL <http://tradefastdn.rpm.riverbedlab.net/TradeFast/Home.aspx>

19:04:20 Apr 25 2016

Page Load Time 38.096s

Server Response Time 37.783s

Exceptions

HTTP Status 200

User

User IP 10.173.177.118

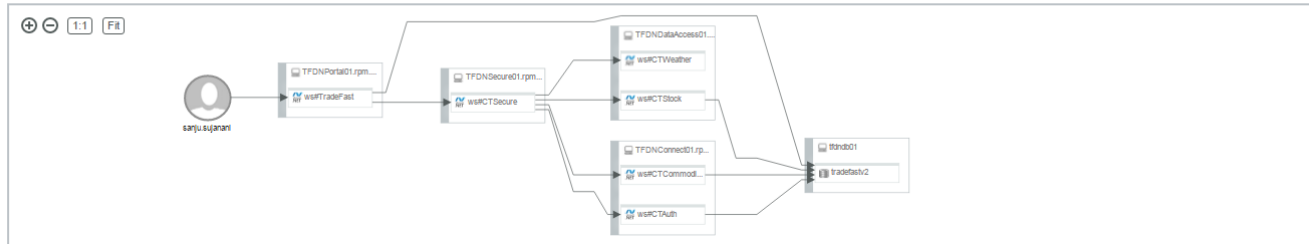
Location California, United States

Page Title TradeFast Home

Transaction Type Home

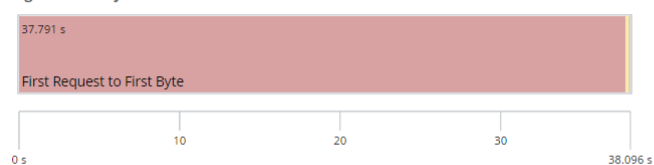
Summary

- The **slowest** back-end tier was **ws#CTSecure** (82% of back-end processing), which had an average **CPU usage of 98%**
- The **slowest** method was **com.TradeFast.SecureService.StockRequestHandler.CalculateGrowthRate** (53% of back-end processing)
- The **slowest** front-end component was Time to first byte (99%)

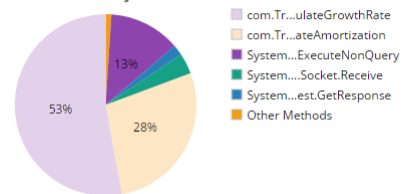


By Method ▾

Page Load Delays



Method Delays



Inbound URLs

Duration	URL	Server	Instance
0.031s	/CTAuth/Service1.asmx	TFDNConnect01.rpm.riverbedlab.net	ws#CTAuth
0.016s	/CTAuth/Service1.asmx	TFDNConnect01.rpm.riverbedlab.net	ws#CTAuth
0.000s	/TradeFast/Home.aspx	TFDNPortal01.rpm.riverbedlab.net	ws#TradeFast
4.836s	/CTStock/Service1.asmx	TFDNDataAccess01.rpm.riverbedlab.net	ws#CTStock
0.015s	/CTWeather/Service1.asmx	TFDNDataAccess01.rpm.riverbedlab.net	ws#CTWeather
0.000s	/CTCommodityFutures/FuturesService.svc	TFDNConnect01.rpm.riverbedlab.net	ws#CTCommodityFutures
0.000s	/CTCommodityFutures/FuturesService.svc	TFDNConnect01.rpm.riverbedlab.net	ws#CTCommodityFutures
0.047s	/CTSecure/Service1.asmx	TFDNSecure01.rpm.riverbedlab.net	ws#CTSecure
35.771s	/CTSecure/Service1.asmx	TFDNSecure01.rpm.riverbedlab.net	ws#CTSecure

Outbound URLs

Top Calls

Group calls by method name

Top Calls

Total Active Time	Number of Calls	Class	Method	Category
19.983s	28	com.TradeFast.SecureService.StockRequestHandler	CalculateGrowthRate	Application Code
10.530s	1	com.TradeFast.SecureService.BondRequestHandler	CalculateAmortization	Application Code
4.805s	4	System.Data.SqlClient.SqlCommand	ExecuteNonQuery	Database (ADO)
1.405s	16	System.Net.Sockets.Socket	Receive	Remote
0.701s	7	System.Net.HttpWebRequest	GetResponse	Web
0.280s	57	System.Web.Hosting.PipelineRuntime	ProcessRequestNotification	Web
0.047s	9	com.TradeFast.Util.Helper	GetRunConfigurationOption	Application Code
0.031s	4	System.Data.SqlClient.SqlCommand	ExecuteReader	Database (ADO)
0.016s	5	com.TradeFast.Util.Helper	GetServiceURL	Application Code
0.015s	6	Microsoft.Practices.EnterpriseLibrary.Common.Configuration.ObjectBuilder.ConfiguredObjectStrategy	PreBuildUp	Application Code

Remote Calls

Active Time	Requesting Server	Requesting Instance	Requesting Port	Remote Address	Bytes Sent	Bytes Received
Table is empty						

Call Tree

Call Tree [Call Search](#)

Depth	Class	Method	Instance	Start Time	Active Time (s)	0s	45.4s	Exception	Parameter
8	com.TradeFast.U...gsSecureService	get_StockServiceURL	ws#CTSecure	19:03:51.069	0			-	-
8	com.TradeFast.S...ervice.Service1	GetStockDetails	ws#CTSecure	19:03:51.069	0			-	-
8	com.TradeFast.S...kRequestHandler	GetAnalystRecommendation	ws#CTSecure	19:03:56.217	0			-	-
9	com.TradeFast.U...gsSecureService	get_IsExecuteRecursion	ws#CTSecure	19:03:56.217	0			-	-
9	com.TradeFast.S...kRequestHandler	CalculateGrowthRate	ws#CTSecure	19:03:56.217	0.062			-	-
9	com.TradeFast.S...kRequestHandler	CalculateGrowthRate	ws#CTSecure	19:03:56.279	0.406			-	-
9	com.TradeFast.S...kRequestHandler	CalculateGrowthRate	ws#CTSecure	19:03:56.685	0.436			-	-
9	com.TradeFast.S...kRequestHandler	CalculateGrowthRate	ws#CTSecure	19:03:57.121	0.702			-	-
9	com.TradeFast.S...kRequestHandler	CalculateGrowthRate	ws#CTSecure	19:03:57.823	0.406			-	-
9	com.TradeFast.S...kRequestHandler	CalculateGrowthRate	ws#CTSecure	19:03:58.229	0.406			-	-
9	com.TradeFast.S...kRequestHandler	CalculateGrowthRate	ws#CTSecure	19:03:58.635	0.218			-	-
9	com.TradeFast.S...kRequestHandler	CalculateGrowthRate	ws#CTSecure	19:03:58.853	0.593			-	-
9	com.TradeFast.S...kRequestHandler	CalculateGrowthRate	ws#CTSecure	19:03:59.446	0.405			-	-

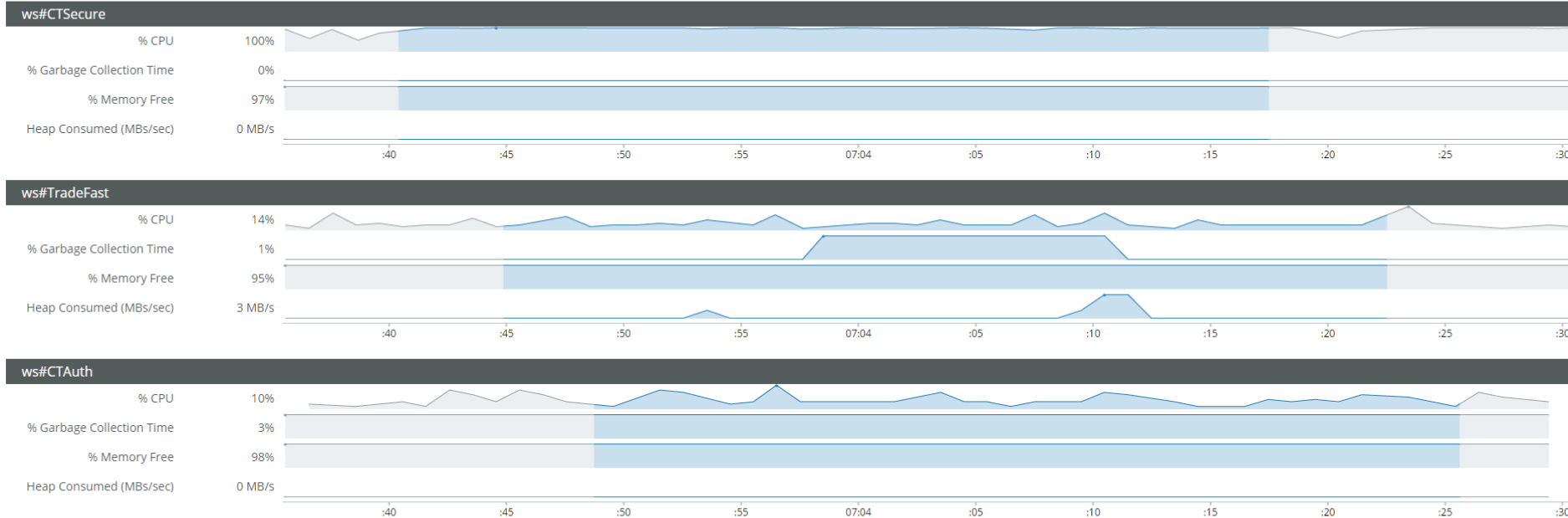
SQL

 Group calls by statement

Total Duration	Number of Calls	SQL
4.805s	1	SELECT Q1.Symbol,Q1.Low,Q1.[Open],Q1.Volume,Q1.Price,Q1.High,Q1.CompanyName,Q1.Change FROM QuoteReporting Q1 CROSS JOIN QuoteReporting Q2 ;SELECT Q1.Symbol,Q1.Low,Q1.[Open],Q1.Volume,Q1.Price,Q1.High,Q1.CompanyName,Q1.Change FROM QuoteReporting Q1 CROSS JOIN QuoteReporting Q2 ;
0.031s	1	SELECT Symbol,Low,[Open],Volume,Price,High,CompanyName,Change, SecurityClassification FROM StockExchangeHongKong WHERE Symbol=@symbol;
0.000s	1	SELECT cf.commodityID, cf.commodityName, cf.units, cf.price, cf.changePercentage, cf.contractDate, cf.commodityFuturesTypeID,cft.futuresTypeName FROM commodityFutures cf INNER JOIN commodityFuturesType cft ON cft.FuturesTypeID = cf.commodityFuturesTypeID
0.000s	2	GetAuthToken
0.000s	1	UPDATE trader SET stockwatchlist='SEMAX,0147', stockExchangeName='Hongkong Stock Exchange' WHERE userid='sanju.sujanani'

Environmental Performance

The highlighted region shows when this transaction occurred on the tier

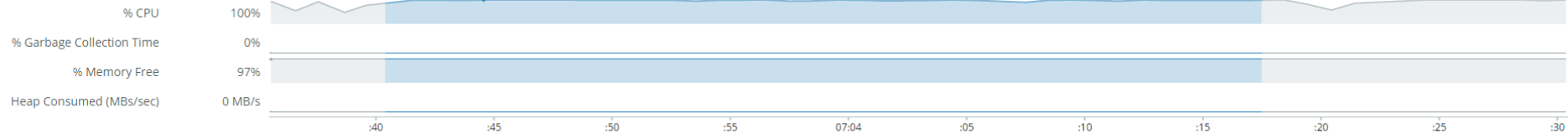
Order tiers by +/- 5 seconds

Environmental Performance

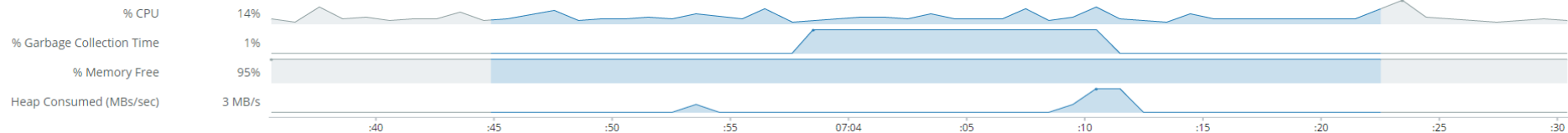
The highlighted region shows when this transaction occurred on the tier

Order tiers by

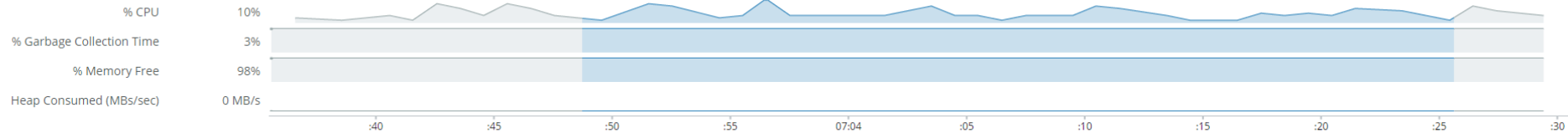
ws#CTSecure



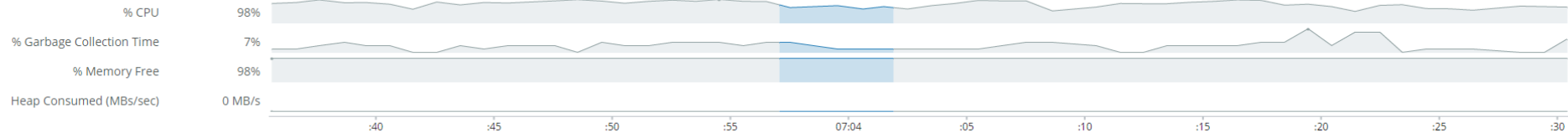
ws#TradeFast



ws#CTAuth



ws#CTStock



ws#CTWeather



Resources

Filter by URL

 All
 Documents
 Style
 Scripts
 XHR
 Images
 Media
 Fonts
 Other
 Show server-to-server

URL	Status	Content Type	Size	Duration	0s	10	20	38.004s
tradefastdn.rpm.riverbedlab.net/TradeFast/Home.aspx	200	text/html	28.5 KiB	38.004s				
tfdnsecure01.rpm.riverbedlab.net/CTSecure/Service1.asmx[method	200	text/xml	4.2 KiB	37.237s				
tfdnconnect01.rpm.riverbedlab.net/CTAuth/Service1.asmx[method:	200	text/xml	800 B	0.053s				
tfdndataaccess01.rpm.riverbedlab.net/CTStock/Service1.asmx[met	200	text/xml	1.5 KiB	3.975s				
tfdndataaccess01.rpm.riverbedlab.net/CTWeather/Service1.asmx[r	200	text/xml	890 B	0.256s				
tfdnsecure01.rpm.riverbedlab.net/CTSecure/Service1.asmx[method	200	text/xml	6.7 KiB	0.747s				
tfdnconnect01.rpm.riverbedlab.net/CTAuth/Service1.asmx[method:	200	text/xml	800 B	0.032s				
tfdnconnect01.rpm.riverbedlab.net/CTCommodityFutures/FuturesS	200	text/xml	6.9 KiB	0.010s				

Analysis Operators

View additional performance metrics for related transactions

View overview report for

[all runtime instances in this transaction](#)[all servers in this transaction](#)

Interactively examine performance for

[all transactions on these instances](#)[all transactions on these servers](#)

View response time and transaction rate over time for




[the entry point instance](#)[the entry point URL](#)[the entry point URL path](#)

Summarize instances from this transaction

[for all transactions on these instances](#)[for all urlpaths from this transaction on these instances](#)

View normal operating range for all transactions on these instances

[for response time](#)

	tfdnsecure01.rpm.riverbedlab.net/CTSecure/Service1.asmx[methodoc	200	text/xml	6.7 KIB	0.747s
	tfdnconnect01.rpm.riverbedlab.net/CTAuth/Service1.asmx[method:	200	text/xml	800 B	0.032s
	tfdnconnect01.rpm.riverbedlab.net/CTCommodityFutures/FuturesS	200	text/xml	6.9 KIB	0.010s

Analysis Operators

View additional performance metrics for related transactions

View overview report for

[all runtime instances in this transaction](#)

[all servers in this transaction](#)

Interactively examine performance for

[all transactions on these instances](#)

[all transactions on these servers](#)

View response time and transaction rate over time for

[the entry point instance](#)

[the entry point URL](#)

[the entry point URL path](#)

Summarize instances from this transaction

[for all transactions on these instances](#)

[for all urlpaths from this transaction on these instances](#)

View normal operating range for all transactions on these instances

[for response time](#)

[for transaction rate](#)

View normal operating range on these servers

[for response time](#)

[for transaction rate](#)

For the 1,000 slowest transactions on these instances (computationally intensive), view

[processing time delays for these instances](#)

For the slowest method in this transaction (com.TradeFast.SecureService.BondRequestHandler.CalculateAmortization), view

[total active time over time](#)

[average response time over time](#)

transactiontype = 'home' | calls Analysis

Add Criteria >> Show the top 10000 Slowest Transaction Segments For context (optional) Apply Global Filters Search

Calls

Top 10,000 Slowest Matching Transactions:

Performance details of sqlfamily (if applicable) and method calls for the slowest 10,000 transactions, showing the top 50 class.methods.

Search: (transactiontype = 'home') | calls

Matching Transaction Count: **10,000**

Transaction Duration (avg): **4.26**

Transaction Duration (max): **39.17**

Transaction Duration (total): **42,629.81**

Total Processing Time	Processing Time/call	Maximum Processing Time	Total Duration	Duration/call	Maximum Duration	Method or SQL Family
14,632.69 (34%)	1.03	38.34	14,632.69 (34%)	1.03	38.34	System.Net.Sockets.Socket.Receive
7,888.70 (19%)	0.21	2.46	7,888.70 (19%)	0.21	2.46	com.TradeFast.SecureService.StockRequestHandler.CalculateGrowthRate
7,363.41 (17%)	0.52	36.85	7,363.41 (17%)	0.52	36.85	System.Net.Sockets.Socket.Receive (10.173.175.104)
6,283.17 (15%)	1.89	12.51	6,291.45 (15%)	1.89	12.51	com.TradeFast.SecureService.BondRequestHandler.CalculateAmortization
1,813.28 (4%)	0.17	8.77	1,813.28 (4%)	0.17	8.77	System.Net.Sockets.Socket.Receive (10.173.175.105)
1,729.27 (4%)	0.31	9.11	1,729.27 (4%)	0.31	9.11	System.Data.SqlClient.SqlCommand.ExecuteNonQuery
1,683.89 (4%)	0.08	0.86	25,674.19 (60%)	1.19	38.45	System.Net.HttpWebRequest.GetResponse
849.12 (2%)	0.01	2.46	84,620.33 (199%)	1.07	39.17	System.Web.Hosting.PipelineRuntime.ProcessRequestNotification
179.59 (0%)	0.02	1.29	179.59 (0%)	0.02	1.29	System.Net.Sockets.Socket.Receive (10.173.175.103)
56.34 (0%)	0.01	1.89	56.34 (0%)	0.01	1.89	com.TradeFast.Util.Helper.GetRunConfigurationOption
52.44 (0%)	0.003	0.87	52.44 (0%)	0.003	0.87	com.TradeFast.Util.Helper.GetServiceURL
41.90 (0%)	0.05	1.45	90.60 (0%)	0.10	2.59	com.TradeFast.Util.Helper.RunDeploymentOption
9.49 (0%)	0.002	0.14	22,286.42 (52%)	4.57	39.17	ASP.home_aspx.BeginProcessRequest



Thank You